

WHEEL LOADER



Specifications

Operating weight	14,400 kg
Engine power	128 kW (174 HP)
Bucket capacity	2.5-4.5 m ³
Tipping load, straight	10,720 kg
Tipping load, articulated	9360 kg

Features

- ▶ Excellent all-round visibility
- ▶ Steel cab with perfectly designed operator's stand
- ▶ Easy service accessibility for minimized downtime
- ▶ Ergonomically designed controls for fatigue-free operation
- ▶ Self-locking differentials provide optimum traction
- ▶ Loader frame with TSP kinematics
- ▶ Fuel efficient Cummins turbocharged diesel engine
- ▶ Fully automatic VarioPower transmission for smooth acceleration up to 40 kph

WORKS FOR YOU.™

SPECIFICATIONS

ENGINE

Manufacturer, model	Cummins, QSB 6.7
Type	6-cylinder turbocharged diesel engine, COM III/EPA III
Combustion	4-stroke cycle, Common Rail injection
Displacement	6700 cm ³
Net power rating at 2200 rpm (ISO 9249)	128 kW (174 hp)
Cooling system	Water

ELECTRICAL SYSTEM

Nominal voltage	24 V
-----------------	------

Lighting system in compliance with German and European standards

POWER TRANSMISSION

Hydrostatic drive, closed circuit, independent from loader hydraulics. Perfected driving automatics, automatic adjustment of drawbar pull and speed. Hydraulic motor power shift providing two speed ranges. Infinitely variable speed control forward and reverse. 4-wheel drive from reduction gear on rear axle via cardan shaft to front axle. Brake inching pedal.

2 gears:

"Low"	0-6 kph
"High"	0-40 kph

AXLES

Front: Planetary drive axle, rigidly mounted. Limited slip-type differential 45%.	
Rear: Oscillating (with cushioning) planetary final drive axle, with integrated reduction gear. Limited slip-type differential 45%.	
Angle of oscillation	±12°

TIRES

Standard	20.5 R25 VJT Bridgestone
----------	--------------------------

BRAKES

Service brake:	Hydraulically actuated two-circuit power brake system. Oil-immersed multi-disc brakes in both axles, acting on all 4 wheels via 4-wheel drive.
Auxiliary brake:	Hydrostatic drive provides dynamic braking.
Parking brake:	Spring-loaded brake acting on both discs of the rear axle.

STEERING

Articulated, 2 steering cylinders with final positioning damping on both sides, fully hydraulic through Load-Sensing priority valve, quick and easy steering even at engine idle-running speed.	
Total steering angle	80°

FLUID CAPACITIES

Fuel tank	240 l
Hydraulic system (incl. tank)	135 l

OPERATING DATA, STANDARD EQUIPMENT

Operating weight (ISO 6016)	14,400 kg
Tipping load, straight at full reach (ISO 14397-1), direct mounting / QAS	10,720 / 10,360 kg.
Tipping load, articulated at full reach (ISO 14397-1), direct mounting / QAS	9360 / 9040 kg.
Total length, bucket on ground	7230 mm
Total width	2500 mm
Turning radius at outside bucket edge	6150 mm
Wheelbase	3100 mm
Total height (top of cab)	3260 mm



HYDRAULIC SYSTEM

Pump capacity	160 l/min
Working pressure	310 bar

Control unit: Proportional hydraulic valve with 3 control circuits. Simultaneous, independent control of all movements. Single, four-way control lever (multi-function lever) for 1 tilt and 2 lift cylinders with integrated travel direction selector switch and switch for additional control circuit. Float position in control circuit "Lowering", electro-hydraulically operated. Additional control circuit electrically operated with preselection of flow rate and impulse/continuous operation.

LOADER FRAME

Loader frame with TSP-linkage, attachments directly mounted.	
General-purpose bucket (ISO 7546)	2.60 m ³
Lift capacity at ground level (ISO 14397-2)	141,000 N
Breakout force at bucket edge (ISO 14397-2)	119,900 N

FORK LIFT ATTACHMENT

Operating load over the total lift and steering range	5000 kg
Width of fork carrier	1900 mm
Length pallet forks (150x60 mm)	1200 mm
Stability factor	1.25

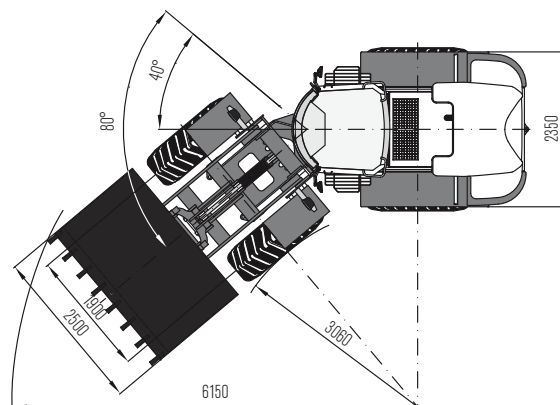
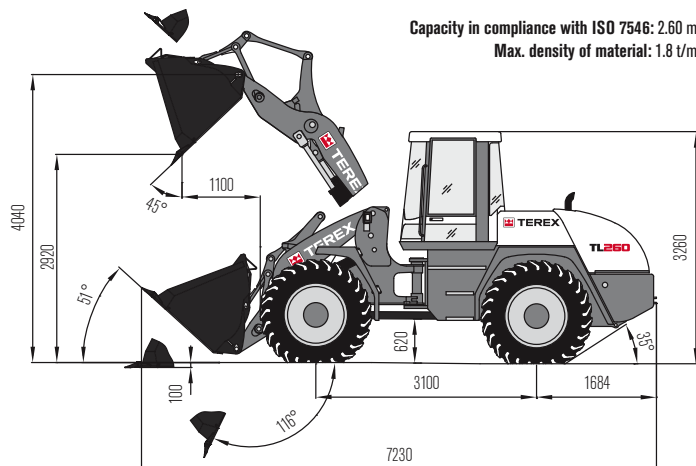
Operating load determined on level ground = 80 % of tipping load, articulated

CAB

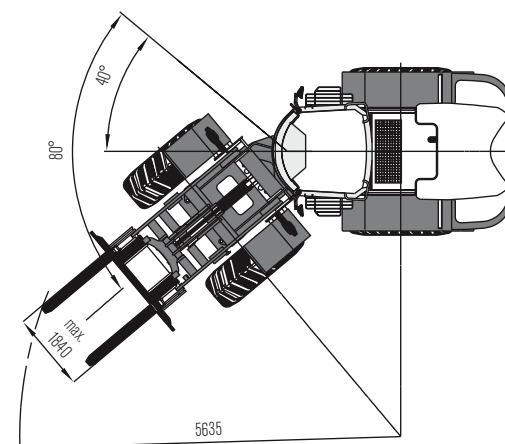
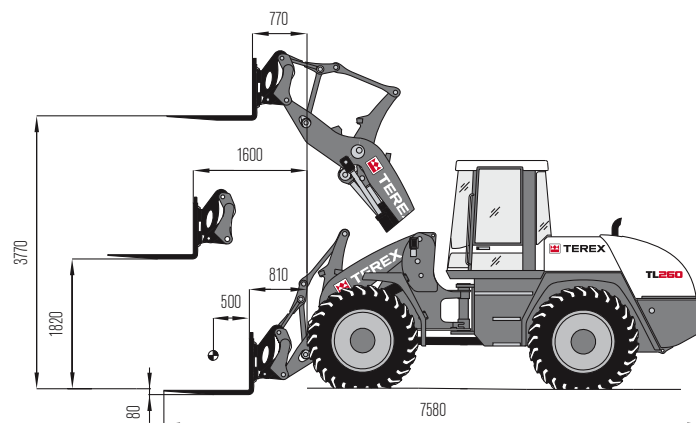
Rubber-mounted full-vision steel cab, ROPS (EN ISO 3471) and FOPS** (EN ISO 3449) certified.
Cab featuring two doors, electric windshield intermittent wipers and washer (front and rear), tinted panoramic safety glass, sliding window on left-hand side.
Driver's seat with hydraulic cushioning and lap belt, weight-adjustable, in compliance with ISO 7096 and ISO 6683.
Cab heating with 3-speed heater fan (choice fresh air/recirculating air) and windshield defroster, front and rear.
Automatic climate control.
Steering wheel with height and tilt adjustment.
Radio pre-installation.
2 front and 2 rear working floodlights.
Sound level values in compliance with EC-directives.

DIMENSIONS GENERAL-PURPOSE BUCKET

Capacity in compliance with ISO 7546: 2.60 m³
Max. density of material: 1.8 t/m³



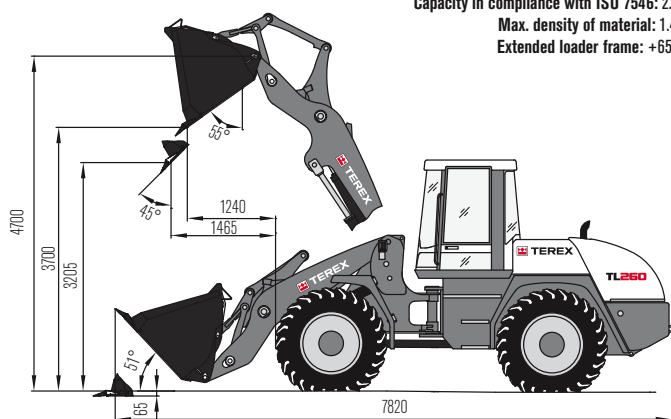
FORK LIFT ATTACHMENT



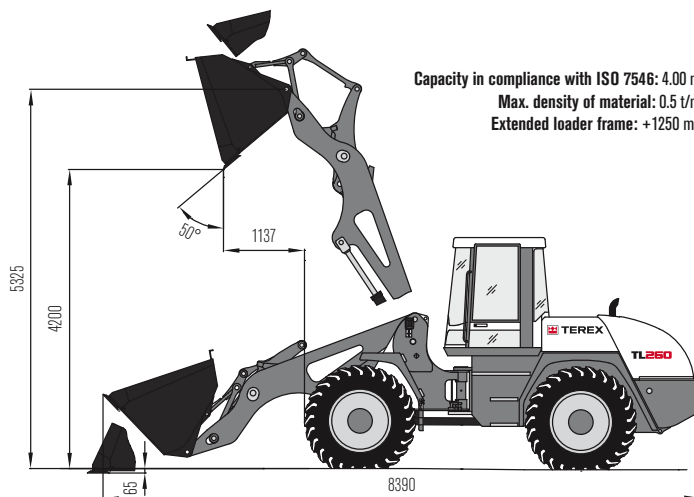
Operating load over total lift range: 5000 kg

EXTENDED LOADER FRAME

Capacity in compliance with ISO 7546: 2.60 m³
Max. density of material: 1.4 t/m³
Extended loader frame: +650 mm



Capacity in compliance with ISO 7546: 4.00 m³
Max. density of material: 0.5 t/m³
Extended loader frame: +1250 mm



BUCKET TYPE

	Capacity	Density	Width	Dump height
General-purpose bucket, quick-attach system (QAS), teeth	2.50 m ³	1.8 t/m ³	2500 mm	2850 mm
General-purpose bucket, directly mounted, teeth	2.60 m ³	1.8 t/m ³	2500 mm	2920 mm
Earth bucket, QAS, teeth	2.70 m ³	1.6 t/m ³	2500 mm	2810 mm
Earth bucket, directly mounted, teeth	2.80 m ³	1.6 t/m ³	2500 mm	2880 mm
Light-material bucket, directly mounted, bolt-on cutting edge	3.40 m ³	1.2 t/m ³	2500 mm	2670 mm
Light-material bucket, QAS, bolt-on cutting edge	4.50 m ³	0.8 t/m ³	2800 mm	2460 mm
High-tip bucket, QAS, bolt-on cutting edge	2.50 m ³	1.2 t/m ³	2500 mm	4550 mm

EXAMPLES OF MATERIAL DENSITIES

Granite, basalt, sand (damp), gravel (damp), slate:	1.8 - 2.2 t/m ³	Topsail, clay, mineral coal:	1.1 - 1.6 t/m ³
Sandstone, gypsum, limestone, soil (damp), sand (dry), gravel (dry):	1.5 - 1.8 t/m ³	Wood chips (dry), compost, coke:	0.2 - 1.0 t/m ³

OPTIONAL EQUIPMENT

TIRES

20.5 R 25 XHA2 L3 Michelin
20.5 R 25 X Mine D2 L5 Michelin
20.5 R 25 XLDD2A L5 Michelin
20.5 R 25 VMT L3 Bridgestone
20.5 R 25 VSDL L5 Bridgestone
650/65 R 25 VTS Bridgestone
620/70 R 28 DT824 Goodyear
620/75 R 26 DT824 Goodyear
750/55 R 26 DT830 Goodyear
750/65 R 26 DT820 Goodyear
650/65 R 25 GP-3D Goodyear
750/65 R 26 MEGAXBIB Michelin
Non-standard tires available on request

FRONT ATTACHMENTS

General-purpose bucket*	2.60 m ³
Earth bucket*	2.80 m ³
Light-material bucket*	3.40 m ³
Light-material bucket*	4.50 m ³
High-tip bucket*	2.50 m ³
Front ripper with 4 prongs	
Fork carrier, 1900 mm wide, ISO 2328, class 3, form B	
Forks, 1200 mm long, cross section 150x60 mm	
Load hook, attachable on fork arms	
Load hook integrated in quick-attach system	
Crane jib with rigid arm	
Crane jib, telescopic (mechanical)	
*optionally with bolt-on cutting edge	

ENGINE

Diesel particle filter	Catalyst
Preheater for cooling water, 230 V	Cyclone prefilter

DRIVER'S STAND

Operator's seat MSG85 (comfort version), hydraulic damping, extra-high backrest, weight-adjustable, lap belt

Air-cushioned operator's seat MSG 95 (premium version) with orthopedic lumbar support, extra-high backrest, adjustable armrests, headrest, seat and backrest heating

HYDRAULIC SYSTEM

Open return	2nd control circuit, mechanical
Filling with biodegradable hydraulic oil, ester-based, BIO-E-HYD-HEES	4th control circuit, proportional

CAB

Right-hand door with sliding window	Dust protection system
Working floodlights system Xenon	Independent diesel heating with timer
Yellow beacon	Anti-theft device (immobilizer)
Pressurized cab system	

OTHER OPTIONAL EQUIPMENT

Electrical tank refilling pump	Special creep versions available on request
Pilot-controlled hose-rupture valves for lift and tilt cylinders	Dynamic scales, with printer
Back-up alarm for reverse travel	Ride control system
Central lubrication system	Battery disconnecter
Versa-Steer steering system	Protection for cardan shaft
Automatic bucket return positioner	Guard for front window
Automatic bucket return positioner incl. lift height limitation	Guard for front lights
Extended loader frame (+650 mm/+1250 mm)	Guard for rear lights
Axles with extended distance over hubs	
Further optional equipment available on request	

www.terex.com/construction

Effective Date: February 2011. Product specifications and prices are subject to change without notice or obligation. The photographs and/or drawings in this document are for illustrative purposes only. Refer to the appropriate Operator's Manual for instructions on the proper use of this equipment. Failure to follow the appropriate Operator's Manual when using our equipment or to otherwise act irresponsibly may result in serious injury or death. The only warranty applicable to our equipment is the standard written warranty applicable to the particular product. Terex makes no other warranty, express or implied. Products and services listed may be trademarks, service marks or trade-names of Terex Corporation and/or its subsidiaries in the USA and other countries. All rights are reserved. "Terex" is a registered trademark of Terex Corporation in the USA and many other countries.

Copyright © 2013 Terex Corporation (R4_261113)

Ref. no.: TEREX574EN

Terex Compact Germany GmbH
Kraftwerkstrasse 4
D-74564 Crailsheim
Tel: +49 (0)7951 / 9357-0 Fax : +49 (0)7951 / 9357-671
construction@terex.com www.terex.com



TEREX®

WORKS FOR YOU.™